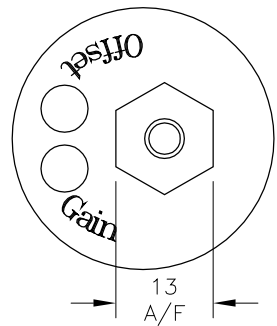
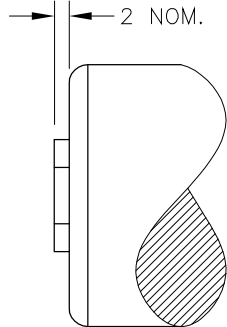


GAIN AND OFFSET ADJUSTMENTS SEALED (CODE 'Y')

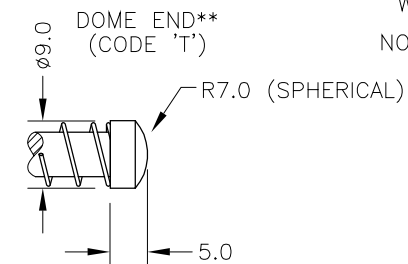


IP67 SHORT CABLE GLAND (CODE 'Mxx'/'MQxx')



NOTE: SENSORS ARE MADE IN FOUR STANDARD LENGTHS.

TRAVEL: (mm)	BODY LENGTH: (mm)			
CALIBRATED MECHANICAL	'X' STANDARD	'Y' FLANGE		
0-51 TO 0-70	70	125.0	141.3	
0-71 TO 0-100	100	155.0	171.3	



ELECTRICAL OPTIONS/ SPECIFICATIONS

OUTPUT SUPPLY

0.5 TO 4.5V RATIOMETRIC 5V  
SUPPLY CURRENT 12mA TYP. 20mA MAX.

CABLE: 0.2mm<sup>2</sup>, O/A SCREEN, PUR JACKET - SUPPLIED WITH 50cm OR REQUIRED LENGTH IN cm (15000cm MAX).  
STANDARD 3-CORE: JACKET Ø4mm BLACK e.g. L50  
OPTIONAL 5-CORE: JACKET Ø4.6mm BLUE e.g. LQ50

CABLE/CONNECTOR\* CONNECTIONS;

3 CORE	5 CORE	CONNECTOR	
RED	RED	:1	+Ve
-	ORG	:1	+SENSE (5-WIRE ONLY)
BLACK	BLACK	:3	0V
-	GRY	:3	-SENSE (5-WIRE ONLY)
WHITE	WHITE	:2	OUTPUT
SCREEN	SCREEN	:4	BODY

\*CONNECTORS; MAXIMUM CONDUCTOR CROSS SECTION 0.75mm<sup>2</sup>  
RANGE OF DISPLACEMENT FROM 0-51mm TO 0-100mm e.g.76, IN INCREMENTS OF 1mm.

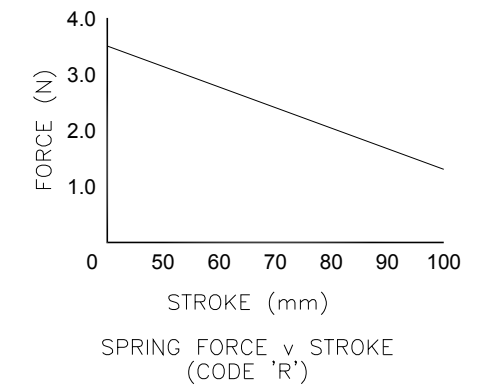
BODY MATERIAL: STAINLESS STEEL.  
FLANGE MATERIAL: STAINLESS STEEL (CODE 'N')

FURTHER OPTIONS:

SINGLE PAIR OF BODY CLAMPS (CODE 'P')  
SPRUNG PLUNGER, TO EXTENDED POSITION (CODE 'R')  
DOME END (CODE 'T') IN CONJUNCTION WITH SPRUNG PLUNGER (CODE 'R')\*\*

PLUNGER FREE (CODE 'V')

N.b. NOT AVAILABLE WITH SPRUNG OPTIONS.



NOTE:- READ INSTALLATION SHEET X133-19 FOR FULL INSTRUCTIONS FOR USE.

ATEX / IECEx APPROVED TO  
Ex ia IIC T4 Ga (Ta= -40° to +80°C)  
Ui 11.4V, Ii 0.2A, Pi 0.51W

APPROVED FOR USE IN CONJUNCTION WITH A GALVANICALLY ISOLATED BARRIER.


NOTE: APPROVAL ONLY APPLIES AT NORMAL ATMOSPHERIC PRESSURE!

A	FIRST ISSUE - RAN1063	PDM
B	5-CORE OPTION ADDED ~ RAN1102	PDM
C	RANGE NOTE AMENDED ~ RAN1200	PDM



THE PLUNGER RETRACTS 5mm FROM START OF CALIBRATED TRAVEL (2mm FOR SPRUNG VERSIONS) AND EXTENDS 9.5mm\* BEYOND END OF MECHANICAL TRAVEL. \*DOES NOT INCLUDE DIFFERENCE BETWEEN CALIBRATED AND MECHANICAL TRAVEL, DIMENSIONS ARE NOMINAL. 'V' CODED PLUNGER WILL DEPART SENSOR BODY.

DRAWINGS NOT TO BE CHANGED WITHOUT REFERENCE TO THE CHANGE PROCEDURE.  
CHANGES TO PARTS USED IN INTRINSICALLY SAFE PRODUCT MUST BE APPROVED BY THE AUTHORISED PERSON  
THIS IS AN UNCONTROLLED PRINT AND WILL NOT BE UPDATED.



A	10/11/15	CHECKED BY X ±0.4 RDS X.X ±0.2 X.XX ±0.1 DIMS mm
B	11/04/17	
C	29/08/17	
DESCRIPTION		
X133 INTRINSICALLY SAFE MID STROKE LINEAR POSITION SENSOR		
SCALE	DRAWING NUMBER	REV
10mm	X133-11	C
SHEET		1 OF 1