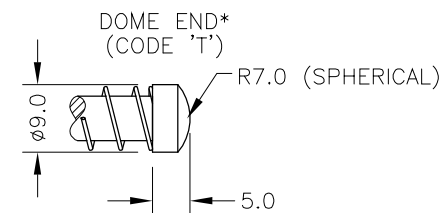


NOTE: SENSORS WITH TRAVEL UP TO 50mm ARE MADE IN STANDARD LENGTHS.

| TRAVEL: (mm) | BODY LENGTH: (mm) | |
|--------------|-------------------|------------|
| | 'X' STANDARD | 'Y' FLANGE |
| 0-2 TO 0-10 | 10 | 72.5 |
| 0-11 TO 0-20 | 20 | 82.5 |
| 0-21 TO 0-30 | 30 | 92.5 |
| 0-31 TO 0-50 | 50 | 112.5 |



ELECTRICAL OPTIONS/ SPECIFICATIONS

OUTPUT SUPPLY

0.5 TO 4.5V RATIOMETRIC 5V
SUPPLY CURRENT 12mA TYP. 20mA MAX.

CABLE: 0.2mm², O/A SCREEN, PUR JACKET – SUPPLIED WITH 50cm OR REQUIRED LENGTH IN cm (15000cm MAX).
STANDARD 3-CORE: JACKET Ø4mm BLACK e.g. 'L50'
OPTIONAL 5-CORE: JACKET Ø4.6mm BLUE e.g. 'LQ50'

CABLE/CONNECTOR* CONNECTIONS;

| 3 CORE | 5 CORE | CONNECTOR | |
|--------|--------|-----------|----------------------|
| RED | RED | :1 | +Ve |
| - | ORG | :1 | +SENSE (5-WIRE ONLY) |
| BLACK | BLACK | :3 | 0V |
| - | GRY | :3 | -SENSE (5-WIRE ONLY) |
| WHITE | WHITE | :2 | OUTPUT |
| SCREEN | SCREEN | :4 | BODY |

*CONNECTORS; MAXIMUM CONDUCTOR CROSS SECTION 0.25mm²
RANGE OF DISPLACEMENT FROM 0-2mm TO 0-50mm e.g.36, IN INCREMENTS OF 1mm.

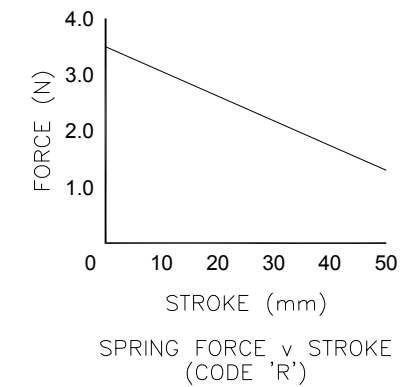
BODY MATERIAL:- STAINLESS STEEL.
FLANGE BASE MATERIAL:- STAINLESS STEEL

FURTHER OPTIONS:

- SINGLE PAIR OF BODY CLAMPS (CODE 'P')
- SPRUNG PLUNGER, TO EXTENDED POSITION (CODE 'R')
- DOME END (CODE 'T') IN CONJUNCTION WITH SPRUNG PLUNGER (CODE 'R')*

PLUNGER FREE (CODE 'V')

N.b. NOT AVAILABLE WITH SPRUNG OPTIONS.



NOTE:- READ INSTALLATION SHEET X118-19 FOR FULL INSTRUCTIONS FOR USE.

ATEX / IECEx APPROVED TO
Ex ia IIC T4 Ga (Ta= -40° to +80°C)
Ui 11.4V, Ii 0.2A, Pi 0.51W

APPROVED FOR USE IN CONJUNCTION WITH A GALVANICALLY ISOLATED BARRIER.


NOTE: APPROVAL ONLY APPLIES AT NORMAL ATMOSPHERIC PRESSURE!

| | | |
|---|---|-----|
| A | FIRST ISSUE | PDM |
| B | APPROVAL STANDARDS UPDATED - RAN465. | PDM |
| C | STROKE 2-10 WAS 10 - RAN1063, OPTION 'J' ADDED - RAN1068. | PDM |
| D | 5-CORE OPTION ADDED ~ RAN1102 | PDM |
| E | RANGE NOTE AMENDED ~ RAN1200 | PDM |



THE PLUNGER RETRACTS 8mm FROM START OF CALIBRATED TRAVEL (2mm FOR SPRUNG VERSIONS) AND EXTENDS 11mm* BEYOND END OF MECHANICAL TRAVEL. *DOES NOT INCLUDE DIFFERENCE BETWEEN CALIBRATED AND MECHANICAL TRAVEL, DIMENSIONS ARE NOMINAL. 'V' CODED PLUNGER WILL DEPART SENSOR BODY.

DRAWINGS NOT TO BE CHANGED WITHOUT REFERENCE TO THE CHANGE PROCEDURE. CHANGES TO PARTS USED IN INTRINSICALLY SAFE PRODUCT MUST BE APPROVED BY THE AUTHORISED PERSON. THIS IS AN UNCONTROLLED PRINT AND WILL NOT BE UPDATED.



| | | | |
|------------|----------|---|-----------|
| A | 21/11/13 | CHECKED BY RDS | X ±0.4 |
| B | 11/03/14 | | X.X ±0.2 |
| C | 25/11/15 | | X.XX ±0.1 |
| D | 26/04/17 | DESCRIPTION | |
| E | 06/09/17 | X118 INTRINSICALLY SAFE SHORT STROKE SLIM-LINE LINEAR POSITION SENSOR | |
| SCALE 10mm | | DRAWING NUMBER X118-11 | REV E |
| | | SHEET 1 OF 1 | |